

Year: XXI

ISSUE: 208

Volume: 258

Nepal Telecommunications Authority

Telecommunication Indicators

Baisakh, 2083

P.O. Box No. 9754
Jamal, Kathmandu, Nepal
Phone No.: +977-1-5355474
Fax No.: +977-1-5355250
E-mail: ntra@nta.gov.np, info@nta.gov.np
Website: www.nta.gov.np

Published on
Jestha, 2083

Contents

<u>1.</u>	<u>Voice Telephony</u>	3
1.1	<u>Subscription of Voice Telephony Service</u>	3
1.2	<u>Service wise Market Proportion of Voice Service (Based on Subscription)</u>	4
1.3	<u>Operator-wise Market Proportion of Voice Service (Based on Sim Subscription)</u>	4
1.4	<u>Population Penetration (%) of Voice Service (Based on Subscription)</u>	6
<u>2.</u>	<u>Internet Service</u>	7
2.1	<u>Subscription of Broadband Internet Service</u>	7
2.2	<u>Market Proportion of Data Service (Technology-wise)</u>	8
2.3	<u>Market Proportion of Mobile Broadband Service (Based on Sim Subscription)</u>	9
2.4	<u>Population Penetration of Broadband Service (Based on Subscription)</u>	10
2.5	List of Top Twenty Internet Service Providers (Based on Number of Subscriber-Fixed Broadband).....	11
2.6	<u>Market proportion of Fixed Broadband service (Operator-wise)</u>	12
2.7	<u>Technology used in Broadband Service</u>	13

1. Voice Telephony

1.1 Subscription of Voice Telephony Service

Operator	Service	Technology	Total Number of Subscribers
Nepal Doorsanchar Company Ltd.	Fixed	PSTN	30,846
		FTTH Voice	385,322
		VSAT	
	Mobile	WLL#	
		CDMA	
		GSM/IMT	15,792,306
Ncell Company Ltd.	Mobile	GSM/IMT	14,039,302
Constellation Pvt. Ltd.	GMPCS	GMPCS	1,166
I4 Technology Pvt.Ltd.			16
Total			30,248,958

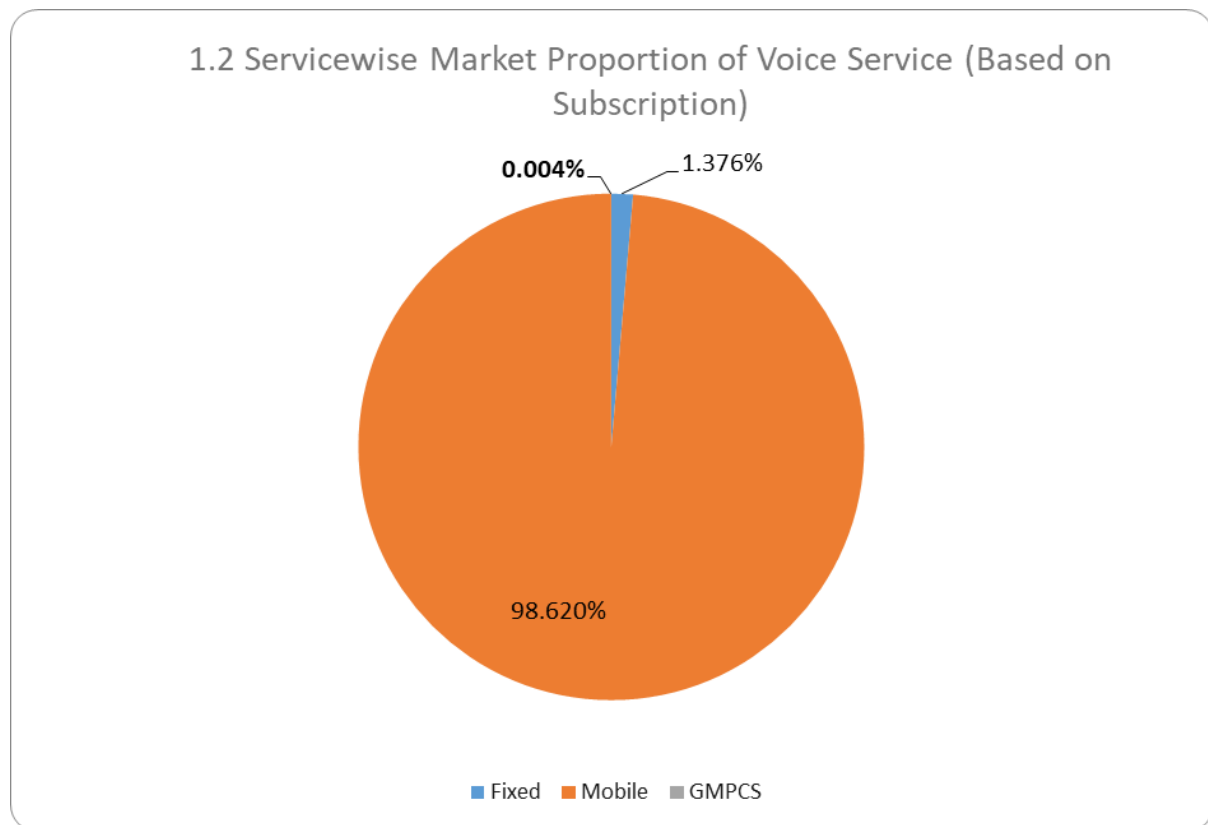
Population (Census reference 2078): 2,91,64,578 (Source: cbs.gov.np)

CDMA/ WLL service phased out by Nepal Doorsanchar Company Ltd. from Shrawan, 2080.

Based on the data as of end of April, 2026.

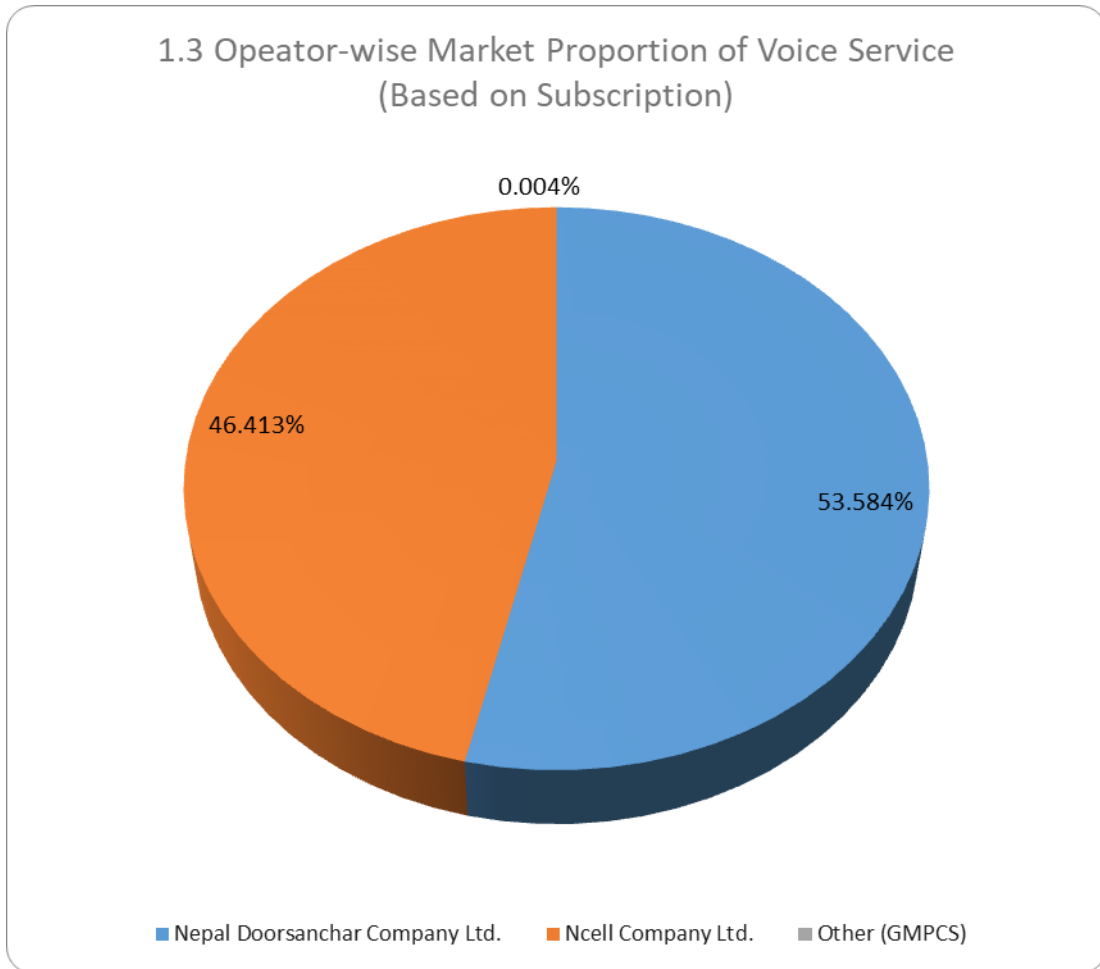
1.2 Service wise Market Proportion of Voice Service (Based on Subscription)

Voice Telephony Service	Number of Subscriber	Market Proportion (%)
Fixed	416,168	1.376
Mobile	29,831,608	98.620
GMPCS	1,182	0.004
Total	30,248,958	100.00



1.3 Operator-wise Market Proportion of Voice Service (Based on Sim Subscription)

Operator	Number of Subscriber	Market Proportion (%)
Nepal Doorsanchar Company Ltd.	16,208,474	53.584
Ncell Company Ltd.	14,039,302	46.413
Other (GMPCS)	1,182	0.004
Total	30,248,958	100.000

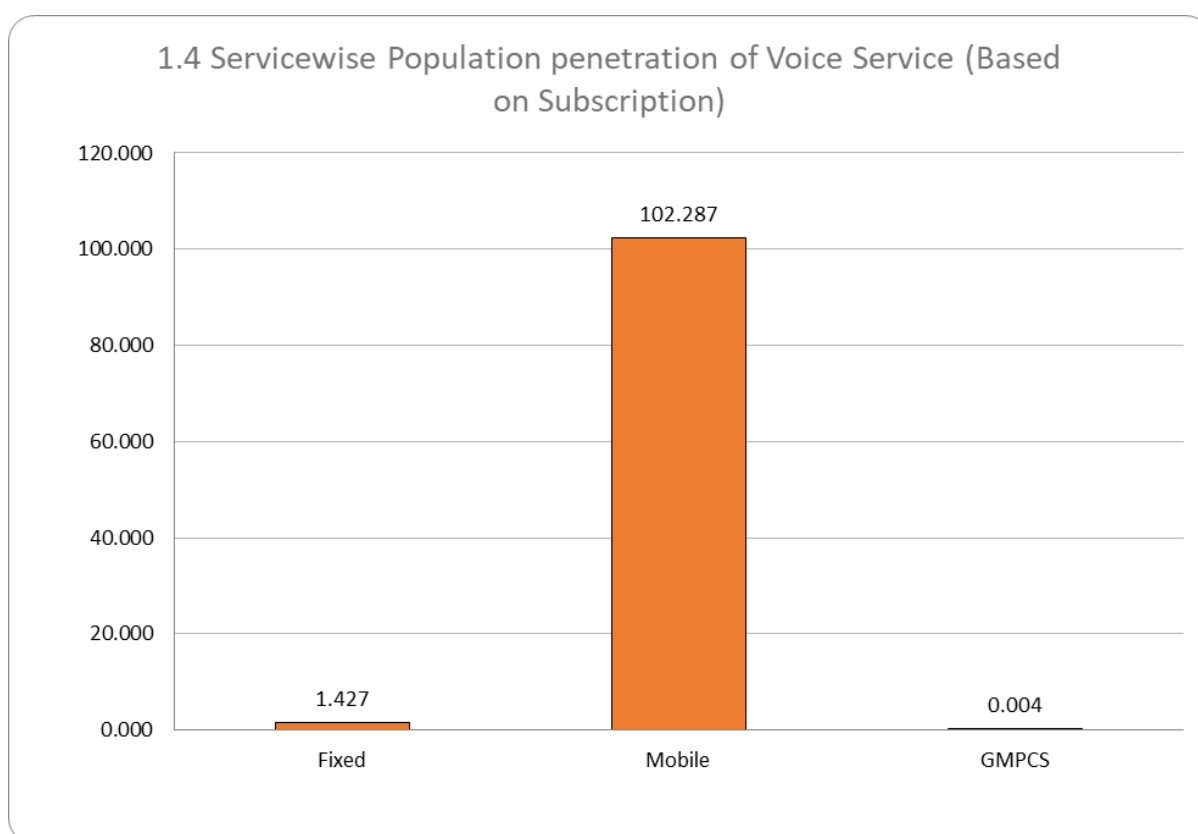


1.4 Population Penetration (%) of Voice Service (Based on Subscription)

Voice Telephony Service	Number of Subscriber	Population Penetration (%)
Fixed	416,168	1.427
Mobile	29,831,608	102.287
GMPCS	1,182	0.004
Total	30,248,958	103.718

Projection (2011-2031)) source: cbs.gov.np

Population **29,164,578.00**



2. Internet Service

2.1 Subscription of Broadband Internet Service

Services		No. of Subscriptions			Total
		Nepal Doorsanchar Company Ltd.	Ncell Axiata Ltd.	ISPs	
Fixed Broadband (Wired)	ADSL/ Cable	329	-	1	330
	FTTH	354,169	-	3,101,832	3,456,001
Fixed Broadband (Wireless)	Radio (WIFI)	28,603	-	3,038	31,641
Mobile Broadband	3G	674,673	90,671	-	765,344
	4G	14,607,654	12,125,554	-	26,733,208
	EVDO				-
Total		15,665,428	12,216,225	3,104,871	30,986,524

Note: Data/Internet Service through GPRS Service is excluded in Broadband subscription.

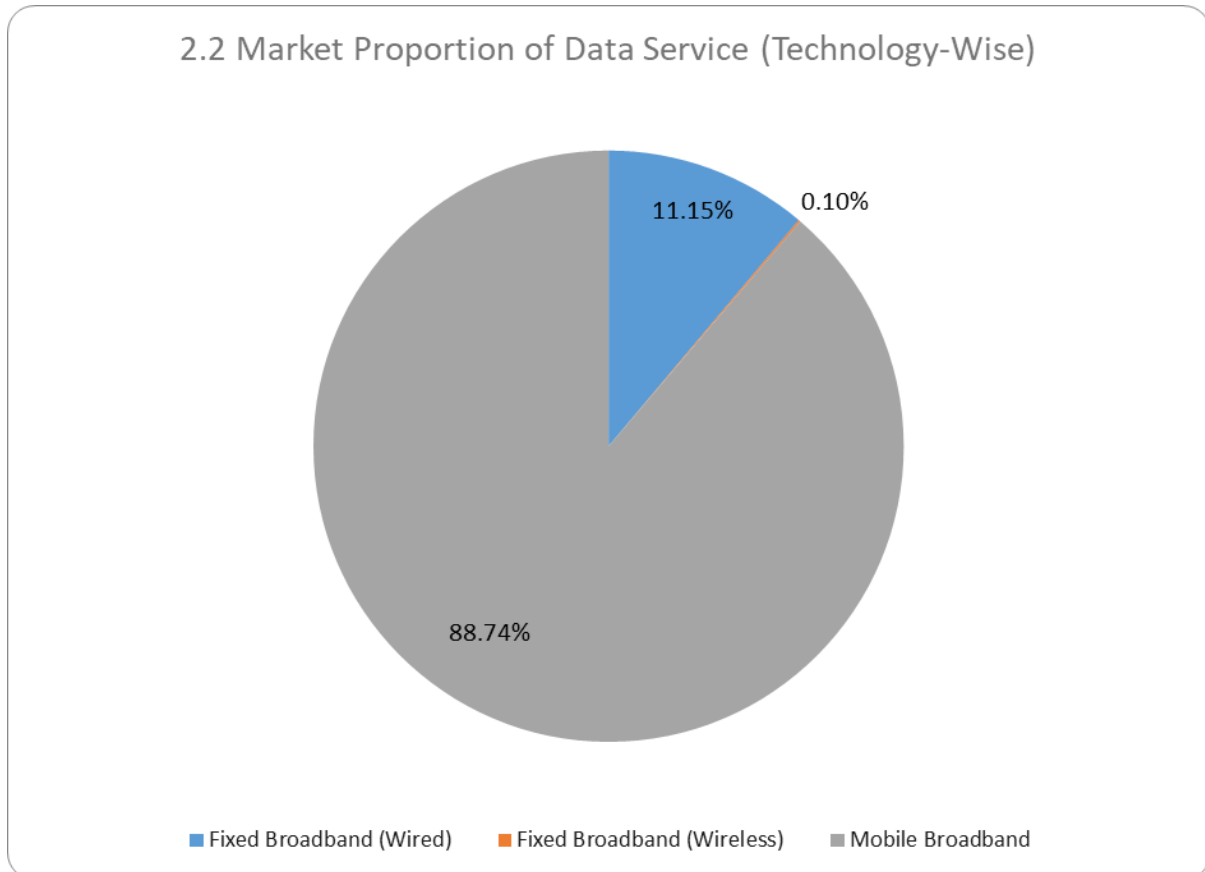
1 Connection equal to 4.37 subscribers for fixed broadband (Source: cbs.gov.np)

EVDO service phased out by Nepal Doorsanchar Company Ltd. from Shrawan, 2080.

Based on the data as of end of April, 2026.

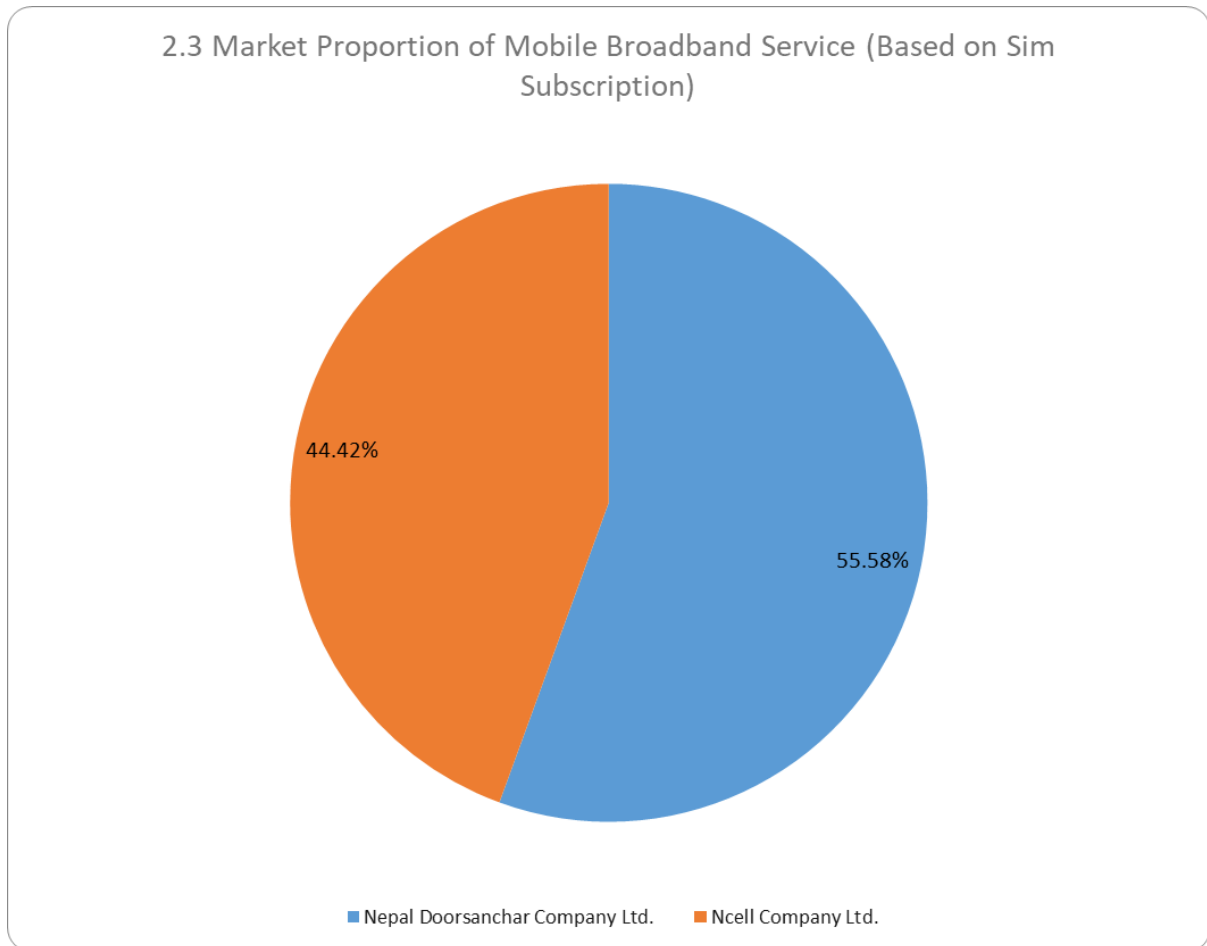
2.2 Market Proportion of Data Service (Technology-wise)

Broadband Services	Number of Subscription	Market Proportion (%)
Fixed Broadband (Wired)	3,456,331	11.15
Fixed Broadband (Wireless)	31,641	0.10
Mobile Broadband	27,498,552	88.74
Total Broadband Service	30,986,524	100.00



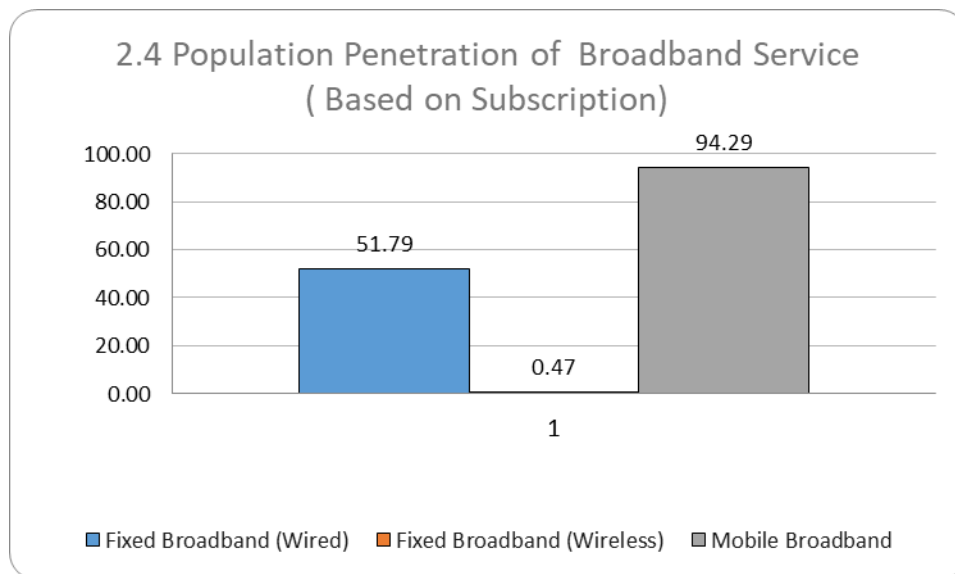
2.3 Market Proportion of Mobile Broadband Service (Based on Sim Subscription)

Operator	Number of Subscription	Market Proportion (%)
Nepal Doorsanchar Company Ltd.	15,282,327	55.58
Ncell Company Ltd.	12,216,225	44.42
Total	27,498,552	100.00



2.4 Population Penetration of Broadband Service (Based on Subscription)

Broadband Services	Number of		Population Penetration (%)
	Subscriptions	Subscribers	
Fixed Broadband (Wired)	3,456,331	15,104,166	51.79
Fixed Broadband (Wireless)	31,641	138,271	0.47
Mobile Broadband	27,498,552	27,498,552	94.29
Total	30,986,524	42,740,990	146.55

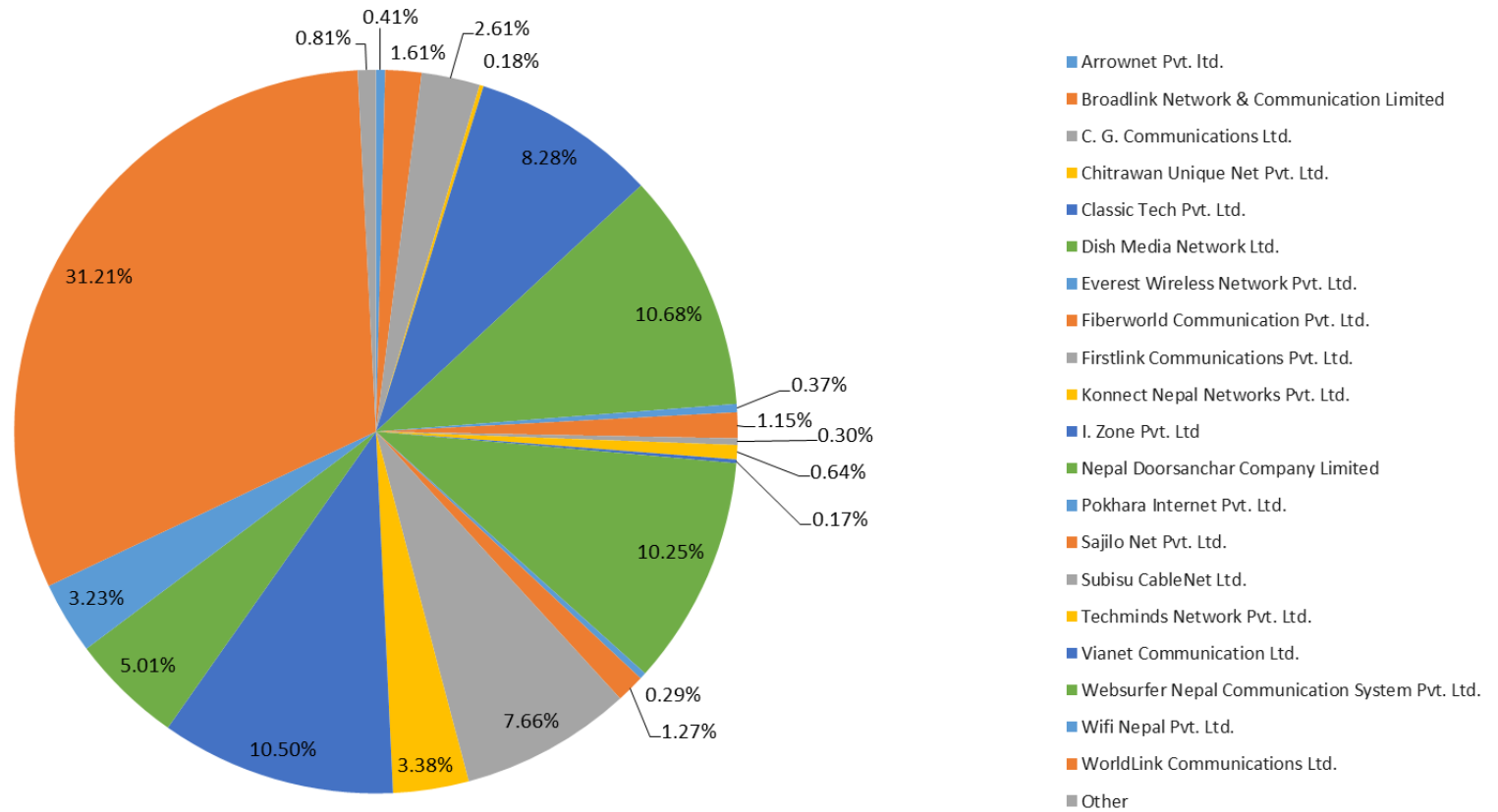


2.5 List of Top Twenty Internet Service Providers (Based on Number of subscriber-Fixed Broadband)

S.no.	Operator	Fiber	ADSL/Cable	Wireless	Total	Market Share (in %)	Rank
1	Arrownet Pvt. ltd.	14,221	0	21	14,242	0.41%	16
2	Broadlink Network & Communication Limited	55,697	0	70	55,767	1.60%	11
3	C. G. Communications Ltd.	90,206	0	0	90,206	2.59%	10
4	Chitrawan Unique Net Pvt. Ltd.	6,190	0	0	6,190	0.18%	20
5	Classic Tech Pvt. Ltd.	286,303	0	650	286,953	8.23%	5
6	Dish Media Network Ltd.	369,218	0	0	369,218	10.59%	3
7	Everest Wireless Network Pvt. Ltd.	12,740	0	1,435	14,175	0.41%	17
8	Fiberworld Communication Pvt. Ltd.	39,634	0	7	39,641	1.14%	13
9	Firstlink Communications Pvt. Ltd.	10,213	0	0	10,213	0.29%	18
11	Konnnect Nepal Networks Pvt. Ltd.	22,009	0	0	22,009	0.63%	15
10	I. Zone Pvt. Ltd	5,840	0	0	5,840	0.17%	21
12	Nepal Doorsanchar Company Limited	354,169	329	28,603	383,101	10.98%	2
13	Pokhara Internet Pvt. Ltd.	10,176	0	1	10,177	0.29%	19
14	Sajilo Net Pvt. Ltd.	43,725	0	0	43,725	1.25%	12
15	Subisu CableNet Ltd.	264,849	0	0	264,849	7.59%	6
16	Techminds Network Pvt. Ltd.	116,808	-	270	117,078	3.36%	8
	Vianet Communication Ltd.	363,037	0	0	363,037	10.41%	4
18	Websurfer Nepal Communication System Pvt. Ltd.	173,124	0	338	173,462	4.97%	7
19	Wifi Nepal Pvt. Ltd.	111,464	0	0	111,464	3.20%	9
20	WorldLink Communications Ltd.	1,078,462	1	246	1,078,709	30.93%	1
21	Other	27,916	0	0	27,916	0.80%	14
Total		3,456,001	330	31,641	3,487,972	100%	

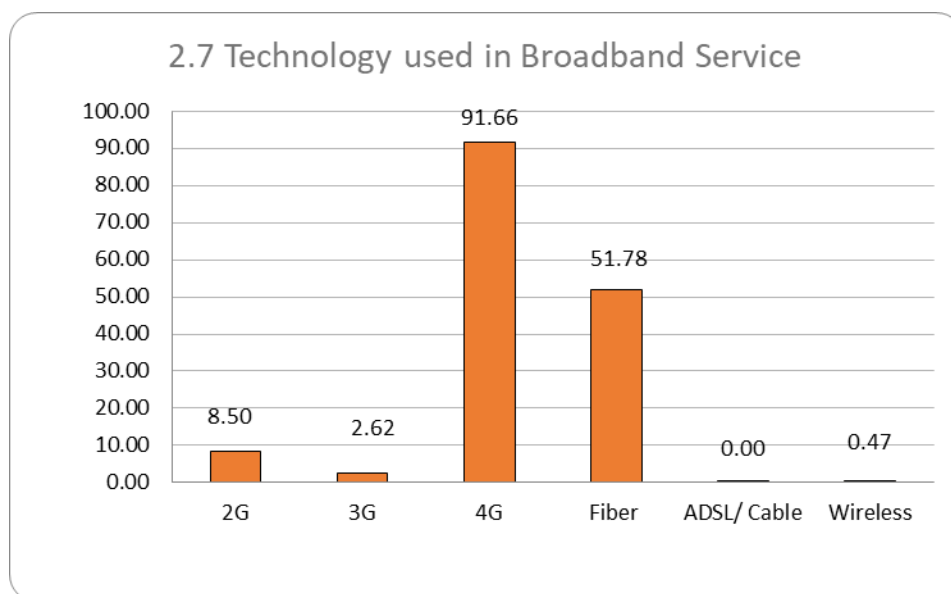
2.6 Market proportion of Fixed Broadband service (Operator-wise)

2.6 List of Top Twenty ISPs(Based on Number of subscriber-Fixed Broadband)



2.7 Technology used in Broadband Service

Technology	Number of user	Population Penetration Proportion (%)
2G	2,478,106	8.50
3G	765,344	2.62
4G	26,733,208	91.66
Fiber	15,102,724	51.78
ADSL/ Cable	1,442	0.00
Wireless	138,271	0.47
Total	45,219,096	155.05
Family Size		4.37
Population of Nepal(2078)		29,164,578



Contact:

Nepal Telecommunications Authority

Jamal, Kathmandu

Phone No.: +977-1-5355474

Fax No.: +977-1-5355250

E-mail: info@nta.gov.np, ntra@nta.gov.np